

<b>MISSION</b>	<ul style="list-style-type: none"> <li>To provide quality learning opportunities to meet the social and economic needs of the community.</li> </ul>
<b>HISTORY</b>	<ul style="list-style-type: none"> <li>Founded in 1967 primarily to serve the residents of Lake County, Ohio.</li> <li>First college in Ohio founded by a vote of the people.</li> <li>Funded by Lake County tax levy in addition to state subsidy and student tuition and fees.</li> </ul>
<b>LOCATION</b>	<ul style="list-style-type: none"> <li>The main campus is on a 400-acre wooded site in Kirtland, at State Route 306 and Interstate 90, approximately 30 minutes from downtown Cleveland. Parking is free and well-lighted with patrolled lots located close to buildings. A satellite campus is located in Madison (Lakeland East). The Holden University Center, where our four-year partners hold classes, is across the street from the main campus.</li> </ul>
<b>CALENDAR</b>	<ul style="list-style-type: none"> <li>Lakeland follows a semester academic calendar. Classes are held during fall and spring semesters and three summer sessions. The academic year begins in the summer and runs through the spring semester.</li> </ul>
<b>ACCREDITATION</b>	<ul style="list-style-type: none"> <li>Lakeland Community College is accredited by the Higher Learning Commission and maintains its accreditation following the Academic Quality Improvement Program (AQIP) pathway. Specific program accreditations are listed in the college's printed catalog and schedules (see <a href="http://www.lakelandcc.edu/web/about/degrees-certificates-academics/">http://www.lakelandcc.edu/web/about/degrees-certificates-academics/</a>).</li> </ul>
<b>EMPLOYEES/ FACULTY</b>	<ul style="list-style-type: none"> <li>Lakeland employs approximately 893 faculty and staff on an annual basis. This includes 103 Full-Time Faculty and 302 Part-Time Faculty. (<i>HEI AM Report, FY 2016</i>)</li> <li>The student/faculty ratio is 17 to 1. (<i>HEI CN Report, Fall 2016</i>)</li> </ul>
<b>GRADUATES</b>	<ul style="list-style-type: none"> <li>924 associate degrees were awarded at Lakeland in the 2016-2017 academic year and an additional 521 certificates were awarded. (<i>2016-2017 Graduate Profile Report</i>)</li> <li>53.6% of associate degree graduates earned an Associate of Arts or Associate of Science degree. 46.2% earned an associate degree in a technical area (Associate of Applied Science, Applied Business, or Technical Studies). (<i>2016-17 Graduate Profile Report</i>)</li> <li>96.1% of graduates surveyed are satisfied to very satisfied with the quality of their educational experience at Lakeland. (<i>Graduate Exit Survey 2016-17</i>)</li> <li>59% of graduates plan on enrolling at a four-year college or university within the next year. Most intend to enroll in a program that is related to or a continuation of the program they completed at Lakeland. (82.6%) (<i>Graduate Exit Survey 2016-17</i>)</li> </ul>
<b>CONTINUING EDUCATION</b>	<ul style="list-style-type: none"> <li>Lakeland's annual non-credit unduplicated headcount is approximately 2,088 students with a total course registration count of 4,573. (<i>2016-17</i>)</li> <li>Continuing Education conducted 437 noncredit courses during the 2016-17 academic year.</li> </ul>
<b>LAKELAND FOUNDATION</b>	<ul style="list-style-type: none"> <li>Established in 1982 as a non-profit 501(c)(3) organization to enhance educational opportunities for students at Lakeland Community College. A board of 39 volunteer leaders from the community governs the Foundation.</li> <li>There are over 200 different scholarship and program funds and over 60 endowment funds currently in place, along with general assistance for student technology needs, faculty innovation in teaching projects, and other emerging needs.</li> <li>"Creating Our Future: The Campaign for Lakeland Student Success" demonstrates the Foundation's commitment to provide opportunities that empower student success and enrich the quality of life of our community. (<i>Foundation Annual Report</i>)</li> </ul>

## Tuition & Fees

FALL 2016	LAKE COUNTY RESIDENTS	OTHER OHIO RESIDENTS	OUT OF STATE RESIDENTS
Tuition per credit hour	\$97.75	\$126.05	\$294.05
General fee per credit hour	\$11.80	\$11.80	\$11.80
Tuition and fees per year for full-time student (30 hours)**	\$3,286.50	\$4,135.50	\$9,175.50

*\*\*Does not include support services fee of \$14.25 per term, books, and other class materials.*

<b>ACADEMIC PROGRAMS</b>	<ul style="list-style-type: none"> <li>Lakeland offers 134 programs (60 associate degrees and 74 certificates) and nearly 1,000 different courses in the following academic subdivisions: Arts &amp; Humanities; Computer, Design and Engineering Technologies; Education, Human and Public Services; Health Technologies; Languages and Communications; Management; Sciences and Mathematics; and Social Sciences.</li> <li>The average time to complete an associate degree for non-transfer students at Lakeland is 4.3 years. (<i>OBR Completion Report, Associate degree earners in 2012-2013</i>)</li> <li>Bachelor's &amp; Master's degree completion programs are offered at Lakeland's Holden University Center in partnership with Cleveland State University, Franklin University, Hiram College, John Carroll University, Kent State University, Lake Erie College, Notre Dame College, The University of Akron, Ursuline College, and Youngstown State University.</li> </ul>
--------------------------	--

<b>STUDENT ENROLLMENT</b>	<ul style="list-style-type: none"> <li>Enrollment headcount: 7,941 in Fall 2016 and 7,048 in Spring 2016. (<i>Enrollment Highlights</i>)</li> <li>Credit hours: 68,927 in Fall 2016 and 58,680 in Spring 2017. (<i>Enrollment Highlights</i>)</li> <li>Full-time Equivalent Students (FTE): 4,595 in Fall 2016 and 3,912 in Spring 2017. (EH)</li> <li>10,742 students take courses for credit annually. (<i>HEI Unduplicated headcount for FY 2017</i>)</li> <li>37.4% of students are taking at least one class online. Distance learning accounts for 20.9% of the total credit hours. (<i>Fall 2016 Census Date</i>)</li> <li>Average age of Lakeland students is 26. 63.3% of the student body is under 25 years of age. (<i>Fall 2016 Census Date</i>)</li> <li>58.3% of students are female, 41.6% are male. (<i>Fall 2016 Census Date</i>)</li> <li>63.4% are from Lake County, 19.1% from Cuyahoga, 10.7% from Geauga, 4.3% from Ashtabula, 2.4% from other counties or out of state. (<i>Fall 2016 Census Date</i>)</li> <li>Minorities: 20.6% (13.2% African-American, 3.4% Hispanic, 1.4% Asian, and 0.3% American Indian, 2.1% two or more races). (<i>Fall 2016 Census Date</i>)</li> <li>68.4% of students are part-time (fewer than 12 credit hours per term). (<i>Fall 2016 Census Date</i>)</li> <li>30.8% of students are new, 57.4% continuing, and 11.8% returning. (<i>Fall 2016 Census Date</i>)</li> <li>40.5% of Lakeland students receive some form of financial aid. (<i>Fall 2016 Census Date</i>)</li> <li>Of students who reported employment status, 62% are employed full or part-time and 38% are not employed. (<i>Census Day SPSS file, Fall 2016</i>)</li> <li>1472 students are participating in the College Credit Plus program. (<i>Fall 2016 Census Date</i>)</li> </ul>
---------------------------	--

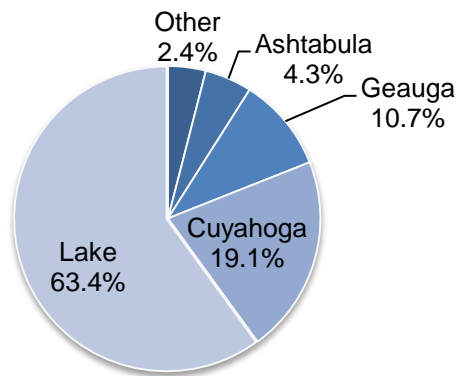
## Student Demographics

DEGREE OF STUDY	PERCENT OF STUDENTS
Associate of Arts	39.6%
Associate of Applied Science	31.1%
Associate of Applied Business	13.4%
Associate of Science	8.1%
Certificate Programs	5.6%
Associate of Technical Studies	1.5%

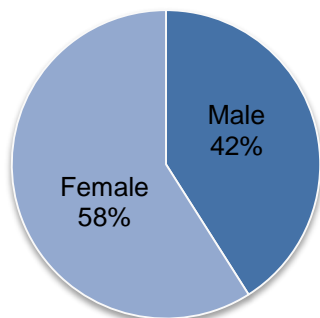
**Average Age: 26**

*63.3% of student body is under 25 years of age.*

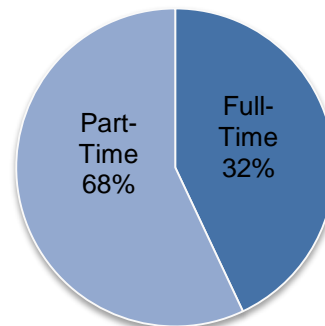
### Student County of Residence:



### Student Gender:

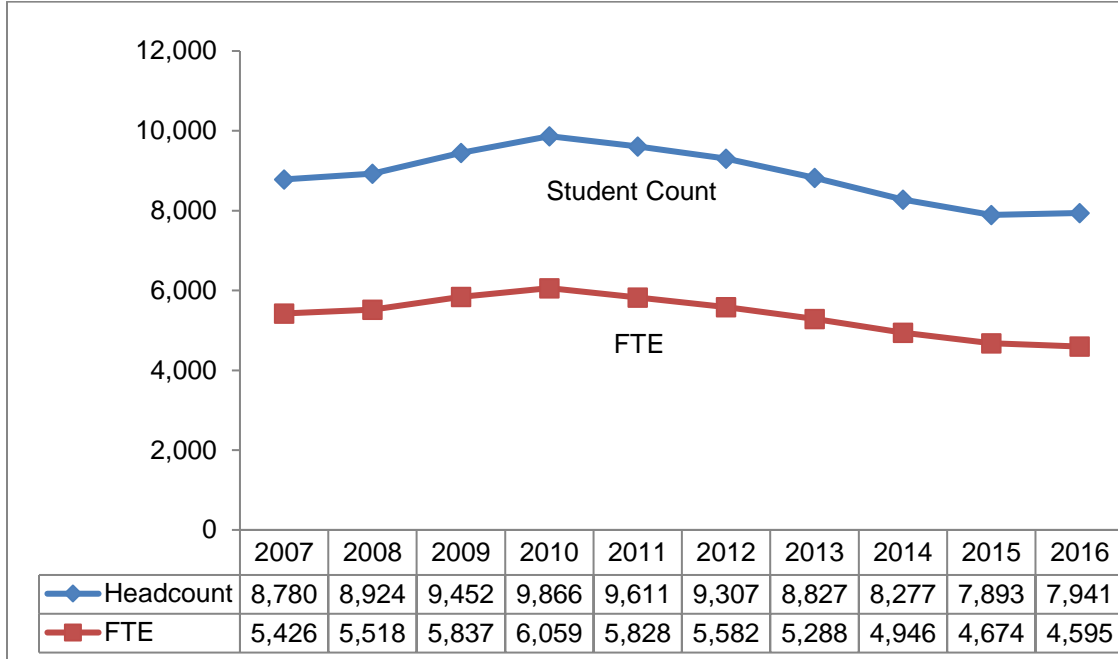


### Student Status:



## Enrollment Trends

### Enrollment by Gender, Fall 2007 to Fall 2016



### New, Continuing & Returning Students, Fall 2007 to Fall 2016

