

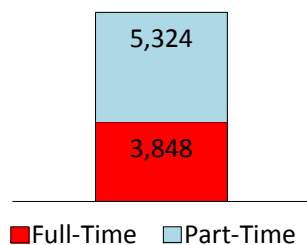
Lakeland Community College

Kirtland, OH (440) 525-7000

Student Characteristics - Fall 2007

TOTAL ENROLLMENT 9,172

Enrollment Status



STUDENT PROFILE

Student Level

Undergraduate	8,689	95%
High School (Dual Enrolled)	483	5%

Gender

Women	5,486	60%
Men	3,686	40%

Race/Ethnicity

White, non-Hispanic	7,300	80%
Black, non-Hispanic	1,156	13%
Hispanic	186	2%
Asian or Pacific Islander	107	1%
American Indian / Alaskan Native	33	<1%
Non-Resident Alien / Race Unknown	390	4%

Geographic Distribution

Ohio	99%
Other US States and Territories	<1%
Other Countries	<1%

Age

Average Age	28
Percent of Students Age 25 or Older	46%

Undergraduate Success and Progress Rate

First-Time, Full-Time, Degree-Seeking Students Starting in Fall 2002 808

3 Years Later 59%

- Percent that Graduated from an Ohio Public Institution 16%
- Percent Still Enrolled at Same Institution 31%
- Percent that Transferred to another Ohio Institution 12%

6 Years Later 46%

- Percent that Graduated from an Ohio Public Institution 32%
- Percent Still Enrolled at Same Institution 7%
- Percent that Transferred to another Ohio Institution 7%

First-Time, Part-Time, Degree-Seeking Students Starting in Fall 2002 472

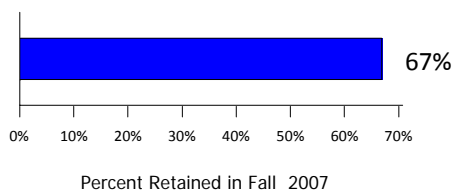
3 Years Later 44%

- Percent that Graduated from an Ohio Public Institution 3%
- Percent Still Enrolled at Same Institution 35%
- Percent that Transferred to another Ohio Institution 7%

6 Years Later 31%

- Percent that Graduated from an Ohio Public Institution 14%
- Percent Still Enrolled at Same Institution 10%
- Percent that Transferred to another Ohio Institution 7%

Retention of Fall 2006 First-Time, Full-Time, Degree-Seeking Students



Board of Regents

Ted Strickland, Governor
Eric D. Fingerhut, Chancellor

July, 2009

Tuition and Financial Aid

Annual FY 2009 tuition and fees (sticker price) for in-state, undergraduate students before financial aid was \$2,726. The cost to attend Lakeland Community College varies based on the individual circumstances of students and may be reduced through grants and scholarships.

Financial Aid Awarded to Students

Overall Financial Aid

- 64% of first-time, full-time, degree-seeking students in 2007-08 received financial aid of some type including need-based grants and loans, work-study, and non need-based scholarships.

Federal Financial Aid

- 38% of first-time, full-time, degree-seeking students in 2007-08 received a federal grant. The average grant for the year was \$3,263.

Institutional Aid

- 8% of first-time, full-time, degree-seeking students in 2007-08 received an institutional grant. The average grant for the year was \$759.

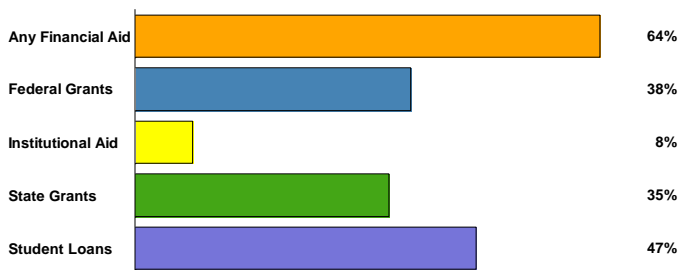
State Financial Aid

- 35% of first-time, full-time, degree-seeking students in 2007-08 received a federal grant. The average grant for the year was \$1,806.

Federal Loans

- 47% of first-time, full-time, degree-seeking students in 2007-08 received a federal loan. The average loan amount for the year was \$2,805.

Percent of First-Time Students in FY 2007 Receiving Each Type of Financial Aid.



NOTE: Students may receive aid from more than one source.

Degrees and Areas of Study

Degrees Awarded at Lakeland Community College in FY 2007-08

	All Students	First-Generation College	Minority
Associate Degrees	816	315	63
Certificates	152	48	10
Total	968	363	73

Areas of Study with the Largest Number of Associate Degrees Awarded in 2007-08

Arts & Humanities	47%
Health	24%
Business	9%
Engineering	7%
Natural Science & Mathematics	2%
All Other Degree Areas	11%
Total	100%

Study at Lakeland Community College

Classroom Environment

% of Classes with Fewer than 30 Students	82%
% of Classes with Fewer than 50 Students	98%
Students Engaged in Internships/Co-Op/Field Experience	473

Full-Time Instructional Faculty

Total Faculty	125
% Women	52%
% from Minority Groups	5%
% with Master's Degree or Higher	95%

Post-Graduation Outcomes of Spring 2007 Associate Degree Graduates

- Employment in Ohio in 4th Quarter 2007
- College Enrollment in Ohio in 2007-08

